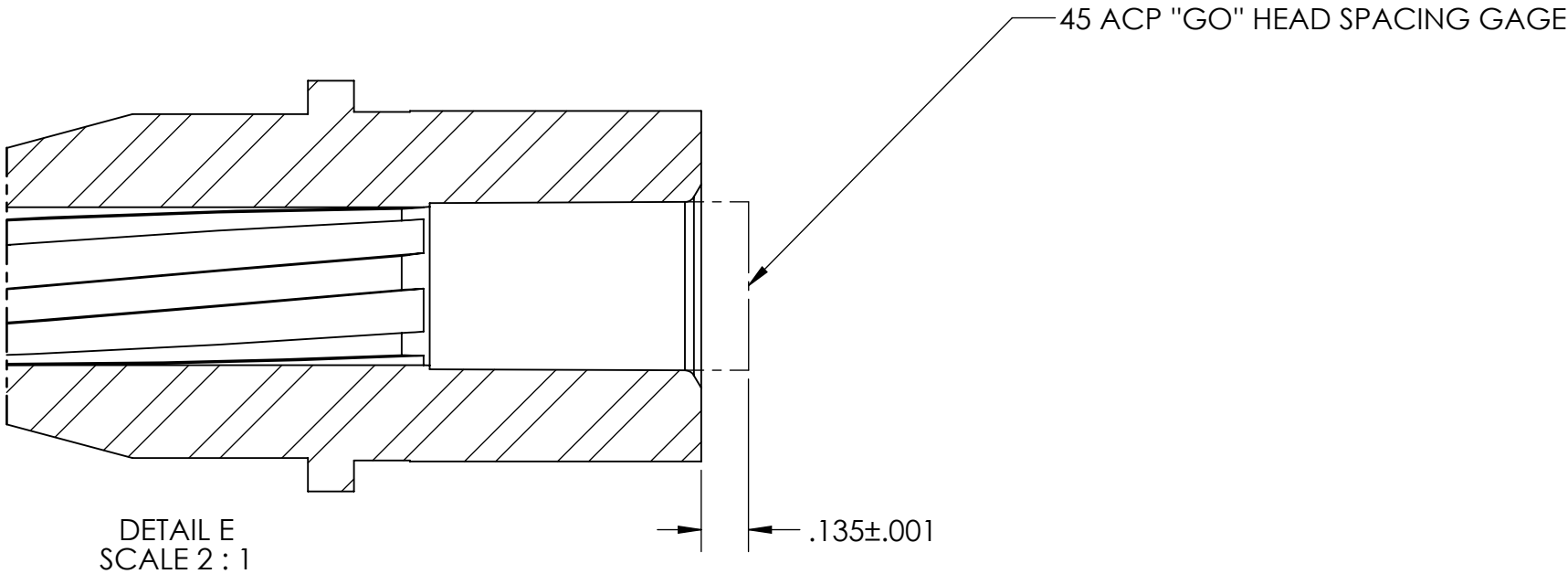
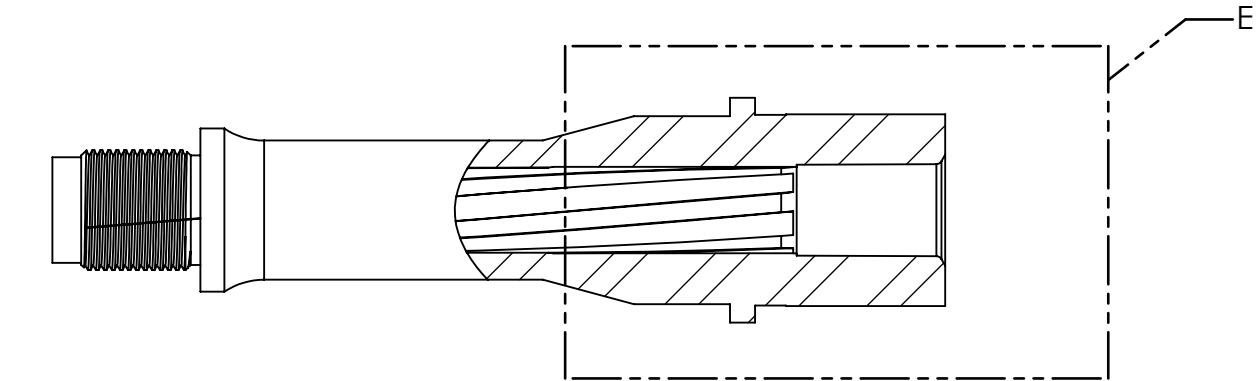






REVISIONS				
ZONE	REV.	DESCRIPTION	DATE	APPROVED



	45 ACP AR Head Space			
PROCESS DESCRIPTION / NOTES:				
 =(Grip Point) INDICATE < .002	 = LOCATE = 	MATERIAL:	HARDNESS (HRc): -	

UNLESS OTHERWISE SPECIFIED
ALL DIMENSIONS ARE IN INCHES
TOLERANCES
.X = ±.015
.XX = ±.010
.XXX = ±.005
ANGLES ±.5 °
EDGE BREAK: **DEBURR ALL**
SURFACE FINISH: **125**

IF SERIALIZATON OF PARTS IS REQUIRED,
IT MUST BE MAINTAINED THROUGH
ALL STAGES OF MANUFACTURING.

THE CONTENT OF THIS DOCUMENT IS
PROPRIETARY TO FAXON MACHINING.
IT MAY NOT BE DISCLOSED TO OTHERS,
IN WHOLE OR IN ANY PART FOR ANY
PURPOSE OTHER THAN AS EXPRESSLY
WRITTEN BY FAXON MACHINING.

MODELED:	INI.	DATE	TITLE:
DRAWN:			45 ACP AR HEAD SPACE
ENG. CHK:			PART NO.:
MFG. CHK:			45 ACP AR HEAD SPACE
CUST. CHK:			CUST. DWG. NO
			- REV -
			REV: A
			SHEET: 1 OF 1