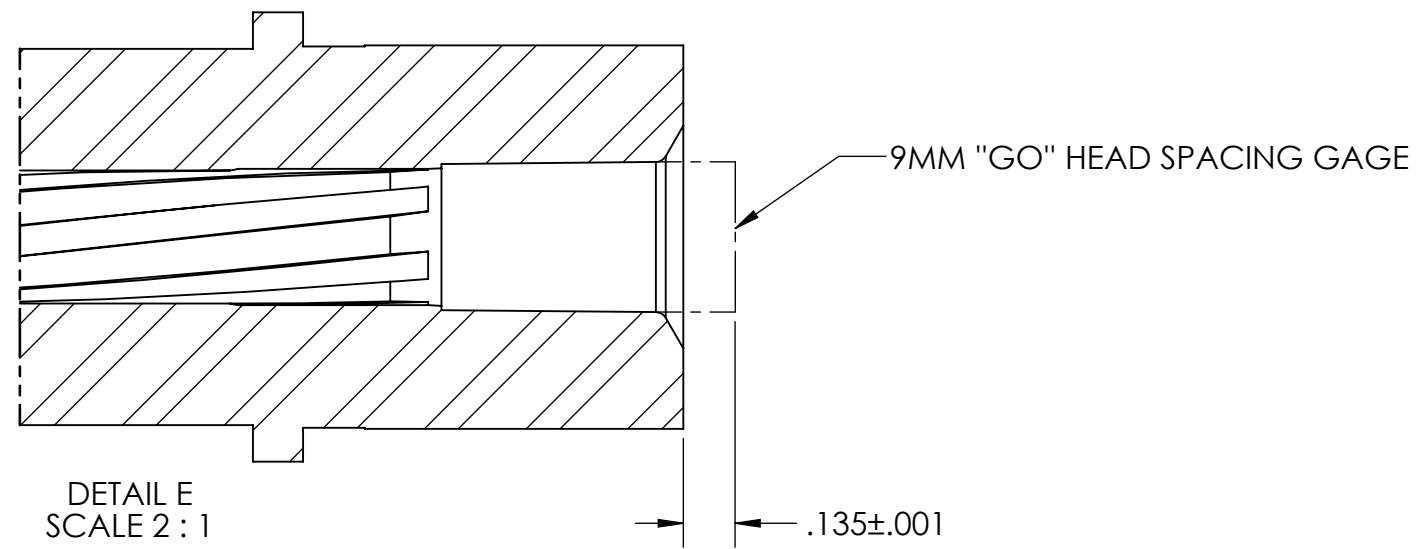
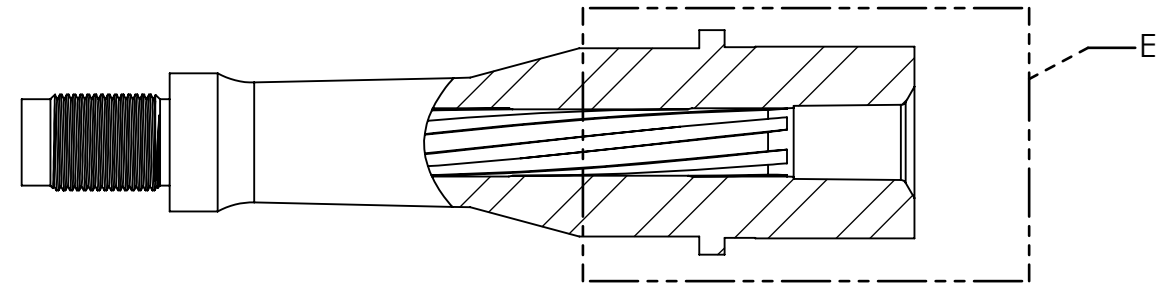


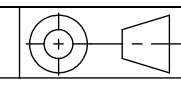
8 7 6 5 4 3 2 1

D
C
B
A

D
C
B
A



9MM AR Head Space



UNLESS OTHERWISE SPECIFIED
ALL DIMENSIONS ARE IN INCHES
TOLERANCES

.X = ±.015
.XX = ±.010
.XXX = ±.005
ANGLES ±.5°

EDGE BREAK: **DEBURR ALL**
SURFACE FINISH: **125**

IF SERIALIZATION OF PARTS IS REQUIRED,
IT MUST BE MAINTAINED THROUGH
ALL STAGES OF MANUFACTURING.

THE CONTENT OF THIS DOCUMENT IS
PROPRIETARY TO FAXON MACHINING.
IT MAY NOT BE DISCLOSED TO OTHERS,
IN WHOLE OR IN ANY PART FOR ANY
PURPOSE OTHER THAN AS EXPRESSLY
WRITTEN BY FAXON MACHINING.



MODELED:	INI.	DATE	TITLE:
DRAWN:			9MM AR HEAD SPACE
ENG. CHK:			PART NO.:
MFG. CHK:			9MM AR HEAD SPACE
CUST. CHK:			CUST. DWG. NO
			- REV -
			REV:
			SHEET:
			1 OF 1

▼ = (Grip Point) INDICATE < .002
▶ = LOCATE = ◀

MATERIAL: HARDNESS (HRc):

-

8 7 6 5 4 3 2 1